

Holbrook Wealth Management Group Newsletter



Summer 2024



In this edition

The Largest Wealth Transfer in History is Here	1
Planning Ahead: A Rising Capital Gains Inclusion Rate	2
The Increasing Cost of Living: A Taxing Time.....	2
Your Home Is Not a Retirement Plan	3
Timing Is Everything: Why Some Regret Taking Early CPP Benefits	3
Generational Wealth Planning: Bringing Kids to the Table.....	4

Stuart Holbrook, B.A. Econ., FMA, PFP®, CIM®
Wealth Advisor & Portfolio Manager
204-925-2273
stuart.holbrook@nbc.ca

Ann Mallare
Associate
204-925-2275
ann.mallare@nbc.ca

1000 – 400 St Mary Avenue
Winnipeg MB R3C 4K5
Toll Free: 1-800-461-6314
Fax: 204-942-6194

The Largest Wealth Transfer in History is Here

It's been termed the "greatest wealth transfer in history." As the last of the Baby Boomers reach the age of 60 this year, and the oldest approach 80, an estimated \$1 trillion of wealth has begun to change hands.¹

The boomers are now commonly referred to as the "luckiest generation" due to their significant leap in prosperity, benefitting from substantial price growth in the housing and financial markets. Consider that the average price of a Canadian home has risen about 800 percent since 1981, when most boomers were in their 20s and 30s – the prime years for household formation.² At that time, a house cost around \$75,000,³ though we mustn't forget that a five-year mortgage back then reached a crippling 21 percent! Over the same period, the S&P/TSX Composite Index Total Return has risen by more than 3,000 percent.⁴

While much of this wealth is anticipated to be passed along, some suggest that we are instead witnessing a shift in the spending habits of the boomers. The *Wall Street Journal* published an article late last year suggesting that U.S. boomers were the "economy's silver bullet," with increases in spending by retirees propping up economic growth to largely avert a recession.

Regardless of the extent to which wealth will transfer, the inevitable generational shift should prompt questions about our own wealth management. Are you prepared for this transition?

According to recent surveys, we may not be doing the best job. Studies continue to show that around one-half of Canadians still don't have a will; surprisingly, this hasn't changed over many decades. Only one-quarter of us appear to have a plan for our assets if we are unable to make financial decisions, and only 21 percent have had detailed discussions with beneficiaries or executors of their will.⁵ How about you?

Even if we do have a detailed plan to pass along our assets, many of us do not feel confident in the next generation's ability to preserve or grow their inheritance.⁶ The old "shirtsleeves to shirtsleeves" adage still holds true, suggesting that wealth gained by one generation is often lost by the third. The first works hard to accumulate wealth, the second benefits and maintains it and the third, having not experienced the hardships of wealth creation, ends up losing it. Planning ahead may be one way to mitigate this risk. Whether it is working alongside you to facilitate a generational wealth transfer plan or assisting younger folks with wealth management education or investing support, we are here to help.

Summer often affords us a bit more downtime, making it an opportune time to assess your own wealth transfer plan. If you've yet to give your estate plan the attention it deserves, why not make this a priority? It has the potential to enhance your overall wealth management and can be one of the greatest gifts you leave for your loved ones.

¹ <https://financialpost.com/personal-finance/retirement/canadian-inheritances-could-hit-1-trillion-over-the-next-decade-and-both-bequeathers-and-beneficiaries-need-to-be-ready>

² Based on CREA April 2024 average national home price of \$703,446 and 1981 price of \$75,000. These figures are not adjusted for inflation, however consumer prices have risen about 200 percent over those 43 years

³ <https://policyalternatives.ca/sites/default/files/uploads/publications/National%20Office/2010/08/Canadas%20Housing%20Bubble.pdf> (page 4)

⁴ S&P/TSX Composite Total Return Index 1/31/81: 2,658.85 and 1/31/24: 84,500.02

⁵ <https://www.ig.ca/en/media-room/media-releases/ig-estate-planning-study-despite-aging-population-most-canadians-lack-estate-plan>

⁶ <https://financialpost.com/personal-finance/family-finance/high-net-worth-families/most-high-net-worth-individuals-lack-inheritance-plan-despite-largest-transfer-of-wealth-coming-study>

Planning Ahead: A Rising Capital Gains Inclusion Rate¹

It has been over 20 years since we've seen changes to the capital gains tax. Since late 2000, 50 percent (½) of realized capital gains have been subject to tax. As of June 25, 2024, the inclusion rate increases to 66.67 percent (⅔) for corporations and trusts, and on the portion of capital gains realized in the year that exceed \$250,000 for individuals.¹ The table shows the impact on a capital gain of \$500,000 for an individual (assuming no other gains). Are there ways to manage the potential tax bite? Here are a handful of ideas:

Weigh the benefits of a lower inclusion rate – Tax deferral is commonly viewed as a way to create greater returns since funds that would otherwise go to pay tax can remain invested for future growth. However, individuals may wish to evaluate the possibility of accelerated taxation at a lower rate versus deferred taxation at a higher rate: a higher inclusion rate for gains over \$250,000. For example, based on a capital gain of \$100,000 and a marginal tax rate of 48 percent, an investor would save \$8,000 in taxes by realizing a gain at the lower inclusion rate. Yet, this comes at the cost of “pre-paying” \$24,000 in capital gains tax today. If this amount was invested with a return of 6 percent per year, it would take 7 years of tax-deferred growth, based on a ⅓ inclusion rate, to beat the \$8,000 in tax savings.

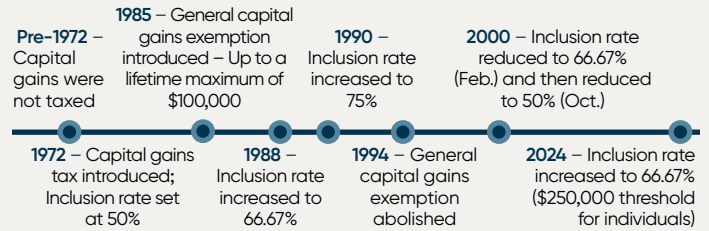
Spread gains over multiple years – If possible, consider realizing gains over multiple years to take advantage of the lower inclusion rate (under \$250,000) versus a larger realized gain in a single year.

Crystallize gains – Deliberately selling and rebuying stocks to trigger a capital gain (“crystallizing”) can reset the cost basis over time. This strategy, often used in years when an investor is in a lower tax bracket, may help to capitalize on the lower inclusion rate each year.

Plan to cover increased tax liabilities – Plan ahead for an increased tax liability. The use of insurance or other planning techniques may be considered to cover the eventual higher tax liability, such as for the transfer of family property.

¹ Note: At the time of writing, legislation has not been enacted.

A History of Capital Gains Tax in Canada



Source: “A Primer on Capital Gains Taxes in Canada,” CBC, 10/18/2000.

Donate securities –

Assuming new rules apply to the deemed disposition of assets at death, if you're considering donations in estate planning, consider using publicly-listed securities to a registered Canadian charity as any accrued capital gain is excluded from taxable income and a donation receipt equal to the value of the donated securities is received. Note: If managing over a lifetime, this doesn't apply to a situation in which the AMT is triggered.

How Much More For a \$500,000 Gain?

Province	Tax Rate on Capital Gain*	% Inclusion	Additional Tax
BC	26.75%	35.67%	\$22,292
AB	24.00%	32.00%	\$20,000
SK	23.75%	31.67%	\$19,792
MB	25.20%	33.60%	\$21,000
ON	26.76%	35.69%	\$22,304
QC	26.66%	35.54%	\$22,213
NB	26.25%	35.00%	\$21,875
NS	27.00%	36.00%	\$22,500
PEI	25.88%	34.50%	\$21,563
NL/LB	27.40%	36.53%	\$22,833

*For individuals based on top marginal tax rates 01/01/24.

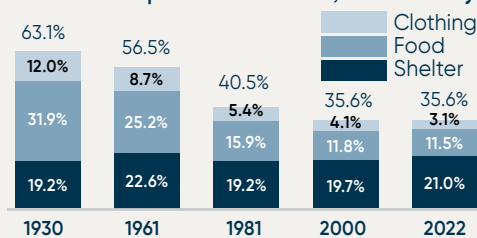
Business owners – Evaluate whether certain assets should be held in the corporation or owned personally. For corporations, there is no \$250,000 threshold; realized gains are taxable at a ⅓ inclusion rate. The use of corporate-owned insurance or an individual pension plan may be considerations for a business' tax strategy. Plan ahead to use deductions, such as the lifetime capital gains exemption, to reduce taxes payable on the disposition of qualified shares.

As always, seek advice from a tax expert regarding your situation.

The Increasing Cost of Living: A Taxing Time

While the growing cost of living continues to be top of mind for many, a differing perspective has emerged on our cost pressures. Despite the rising prices we see today, the proportion of income spent on necessities like food and clothing has declined substantially over time. In 1961, Canadians allocated one-third of family income to these costs; today, they make up less than 15 percent.

% of Income Spent on Necessities, 1930 to Today



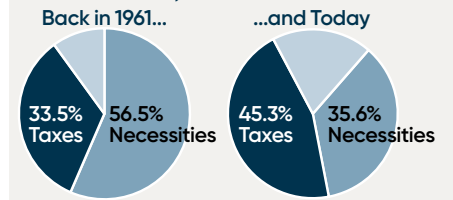
Index tracks family expenditures on necessities (food, shelter, clothing) and taxes. Today, the average Canadian family spends 45.3 percent of income on total taxes (pie chart). Since 1961, there has been a 2,778 percent increase in the taxes we pay, far outpacing the 863 percent increase in the Consumer Price Index that measures changes in prices.

Who shoulders the heaviest tax burden?

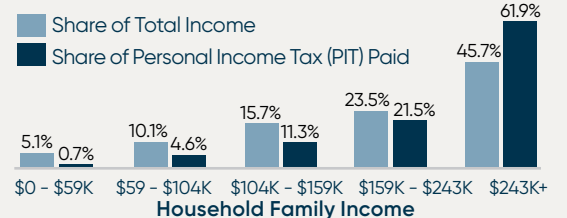
When comparing the share of tax paid to share of income, the highest-income earners do. The top 20 percent of income earners (family income over \$243,000) pay 61.9 percent of personal income taxes but represent only 45.7 percent of total income.

Every other income group pays a smaller share of PIT versus share of income.²

Average Canadian Family's Tax Burden vs. Necessities, 1961 and 2022



Share of PIT Paid & Income Earned by Quintile 2023



¹ <https://www.fraserinstitute.org/studies/taxes-versus-necessities-of-life-canadian-consumer-tax-index-2023-edition>
² <https://www.fraserinstitute.org/studies/measuring-progressivity-in-canadas-tax-system-2023>

Your Home Is Not a Retirement Plan

Summer — the season for home sales — is here! With real estate prices continuing their rise, it may be tempting to see your home's value as a potential source of retirement income. However, when supporting clients in planning for retirement, it's generally not recommended to factor in a home's value as a primary part of that plan. While some homeowners consider downsizing as a way of unlocking retirement funds and others may look to borrow against their homes, there are reasons to exercise caution in relying on home equity for retirement. Here are a handful:

You may not move — If you are planning to sell your home and downsize, there is a good chance you may eventually decide not to move. Recent reports suggest seniors are now less likely to sell their homes before age 85; the sales rate among those ages 75 or more has been trending downward since the 1990s.¹ This may not be surprising. Selling a lifelong home can be more emotionally difficult than many anticipate. Many seniors remain in their dwellings to stay close to family, friends or their community and to maintain their sense of independence. Some have instead chosen to “downsize from the inside,” using a small part of their homes to reduce costs like heating.

Low housing supply — Even if you do plan on downsizing or renting, will you be able to find suitable accommodation? While selling a home in this market may be easy, finding a suitable replacement may be more challenging given low inventories, including rental properties.

¹ “Canadian seniors not downsizing, partly owing to lack of options,” S. Peesker, *Globe & Mail*, 02/12/24
² “Wealth tied up in real estate can hurt your retirement,” R. Carrick, *Globe & Mail*, 11/30/23, B10.

Moving can be expensive — The costs associated with moving homes may be greater than anticipated: real estate fees, lawyers' fees, land transfer tax, staging and other expenses can add up to be significant. There may also be other unanticipated expenses that come with a new dwelling, such as maintenance, renovations and, if you end up in a condo, monthly management fees. All of these costs can erode the net financial gain by downsizing.

Higher interest rates — Recent reports suggest that around 25 percent of retirees carry mortgages as individual wealth has shifted to real estate.² Many mortgage holders have seen mortgages reset at higher rates, leading to lower disposable income, especially for those on fixed incomes. While it's possible to access home equity for retirement, consider that this has become more costly with rising rates. Reverse mortgages, although not common in Canada, may allow you to borrow against home equity (usually up to 55 percent) with minimal proof of income. Yet, reverse lenders charge very high rates and there are few large providers. More commonly, a home equity line of credit, often secured prior to retirement when income is high, allows you to draw on the line as needed and pay interest only on what you borrow.

These are just a handful of reasons to exercise caution when considering home equity for retirement. For a deeper discussion on this, or any other aspects of retirement planning, please call the office.

Timing Is Everything: Why Some Regret Taking Early CPP Benefits

With most Canadians choosing to start their Canada Pension Plan (CPP) benefits early, there's been growing attention to the potential advantages of waiting. Recall that starting CPP benefits before age 65 (as early as 60) decreases payments by 0.6 percent per month, whereas delaying beyond 65 increases payments by 0.7 percent per month, up to 42 percent (age 70). Actuarial studies continue to show that many people are better off delaying benefits as the break-even age¹ is often below the average life expectancy. Those who live past the break-even age will receive a higher overall benefit by waiting.

Of course, this decision is influenced by various factors beyond just life expectancy, such as immediate income needs. As more

CPP Timing: Change Your Mind?

If you start benefits and change your mind, you can cancel CPP within 12 months of its start. The cancellation must be in writing to Service Canada and you must pay back the benefits received.

Canadians work past age 65, the impact of retiring early, or late, should also be a consideration. Working past age 65 and delaying benefits can lead to a potentially greater benefit. This is because CPP benefits are generally calculated using the best 40 years of income, usually between ages 18 and 65. Since lower-earning years tend to be at younger ages when first starting a career, extending the working years past age 65 may add higher-earning years to the calculation, thus increasing the benefit.

The good news? It doesn't work the other way: Any low-earnings years after age 65 will have no effect on the benefit calculation. Yet, if you retire before 65 and wait to take benefits, the zero-

earnings years can negatively impact the benefit. Retiring at 60 and waiting to collect CPP at 65 could add five zero-earning years to the calculation.

Regrets, We've Had a Few...

Indeed, the old words of Frank Sinatra may be a reminder to carefully consider the timing decision. A recent article in the *Globe & Mail* highlighted Canadians who had “regrets” after starting benefits early.²

Impact on survivor benefits — One widow discovered that starting her own CPP reduced her maximum entitlement from survivor benefits. She was also unaware that survivor benefits would change when she turned 65 and hadn't considered the impact of deferring her own benefits beyond that age.

Legacy considerations — A man who wasn't in immediate need of the funds wished he had delayed his CPP after realizing how much more he would have left for beneficiaries. One study suggests that taking CPP at age 60 instead of 70 can forgo \$100,000 of lifetime benefits.³

Inflation adjustments — Another retiree noted that had he waited, the multiplier for starting later would have further enhanced the inflation-indexed benefits.

Returning to work — One man who began receiving CPP at 60 and retired at 63 decided to return to work. He regretted starting early due to the taxes paid on CPP income during his subsequent employment.

¹ The age at which total benefits received by delaying payments exceed total benefits received by starting payments earlier.
² <https://www.theglobeandmail.com/investing/globe-advisor/advisor-news/article-these-canadians-wish-they-had-waited-to-take-their-cpp-benefits-heres/>
³ https://www.fpcanadaresearchfoundation.ca/media/5f9da52w/cpp_qpp-research-paper.pdf

Generational Wealth Planning: Bringing Kids to the Table

Many of us spend our lifetimes working hard to build wealth, but how do we preserve this wealth if we wish to create a legacy? Even if we do the best job in managing our own wealth, it may amount to little if we fail to adequately prepare the next generation for success.

The basic lessons haven't changed: Imparting good saving and prudent spending behaviours, helping children to set and achieve goals and teaching the virtues of investing and growing wealth. However, in this modern era of connectivity, young people face new challenges: an escalating catering to instant gratification, "fear of missing out" (FOMO), social media pressures of keeping up with the Joneses and financial misinformation spread by "influencers," to name a handful.

The good news is that Canadians appear to be engaging in financial discussions with kids at earlier ages.¹ Indeed, the resources available through the education system still lack consistency, so having conversations at home can help kids get a head start.

Starting early can yield significant outcomes down the road. Learning the basics of saving and spending can help to prevent bad credit habits later – it isn't unheard of to see young people undergo credit counselling due to credit card delinquencies. Recognizing how saving and investing can grow funds over time may be eye-opening. We often remind young people of the benefits of starting early: investing \$265 per month at age 25 would yield over \$1 million by age 75 at a rate of return of 6 percent, but starting later at age 45 would require almost \$1,000 per month. Even small lessons in financial literacy can help in setting longer-term goals.

The ultimate goal, of course, is to ensure kids achieve financial independence as adults. Instilling good financial skills at a young age can also help to preserve wealth upon a generational transfer.

If you don't know where to start, the table provides ideas for each stage of life. We are also here to act as a resource. In brief, here are some ways we have helped families with financial education:

- › Helping set up an in-trust account or small investment account. This may include purchasing a GIC to learn about interest income or exploring mutual funds/ETFs or shares that are relatable (Apple, Disney, etc.) to learn how the stock market works.
- › Supporting family meetings to help younger folks understand

our role and the services we provide: expertise, objectivity, planning and simplifying lives.

- › Helping young adults open and manage a TFSA, FHSA or RRSP, supporting them in identifying goals and treating them as individual clients to foster independence.

If you are looking for support as you plan ahead to achieve a successful generational wealth transfer, please get in touch.

Financial Lessons for Each Stage of Life

Under Age 10

- › Introduce an allowance when work is done
- › Teach savings through the use of a piggy bank
- › Teach about basic costs through trips to the grocery store

Age 10 to 17

- › Set up a bank account; use a GIC to teach about interest
- › Teach high-level cash flow management: spend using cash and high-level budgeting
- › Use debit cards to teach about reducing balances
- › Encourage a part-time job to learn to earn money and pay taxes; help kids file tax returns; teach about contributing to the RRSP
- › Teach about the RESP in preparation for post-secondary school

Age 18 to 24

- › Introduce credit cards and debt; teach the value of a credit score
- › Set financial goals for education
- › Teach investing; Open TFSA, FHSA and other investing accounts

Age 25+

- › Support discussions on career, home purchase, marriage/families
- › Provide counsel on setting short, medium and longer-term goals
- › Have family discussions about shared values, succession planning

1 <https://www.newswire.ca/news-releases/having-the-talk-with-your-kids-ahead-of-back-to-school-season-pc-financial-r-survey-finds-canadians-are-starting-to-talk-about-finances-earlier-811316772.html>

Stuart Holbrook, B.A. Economics, FMA, PFP®, CIM®
Wealth Advisor & Portfolio Manager
204-925-2273
stuart.holbrook@nbc.ca

1000 – 400 St Mary Avenue
Winnipeg MB R3C 4K5
Toll Free: 1-800-461-6314
Fax: 204-942-6194



The securities or sectors mentioned in this letter are not suitable for all types of investors and should not be considered as recommendations. Please consult your investment advisor to verify whether this security or sector is suitable for you and to obtain complete information, including the main risk factors. The particulars contained herein were obtained from sources we believe to be reliable, but are not guaranteed by us and may be incomplete. The opinions expressed are based upon our analysis and interpretation of these particulars and are not to be construed as a solicitation or offer to buy or sell the securities mentioned herein. National Bank Financial - Wealth Management (NBFWM) is a division of National Bank Financial Inc. (NBF), as well as a trademark owned by National Bank of Canada (NBC) that is used under license by NBF. NBF is a member of the Canadian Investment Regulatory Organization (CIRO) and the Canadian Investor Protection Fund (CIPF), and is a wholly-owned subsidiary of NBC, a public company listed on the Toronto Stock Exchange (TSX: NA). This newsletter has been prepared under contract for the Investment Advisor noted by J. Hirasawa & Associates, and is published for general information only. Content copyright by the publishers and may not be reproduced without written permission. Statistics, factual data and other information are from sources that we believe to be reliable but we cannot guarantee their accuracy. It is furnished on the basis and understanding that the author and its affiliates are to be under no liability whatsoever in respect thereof.